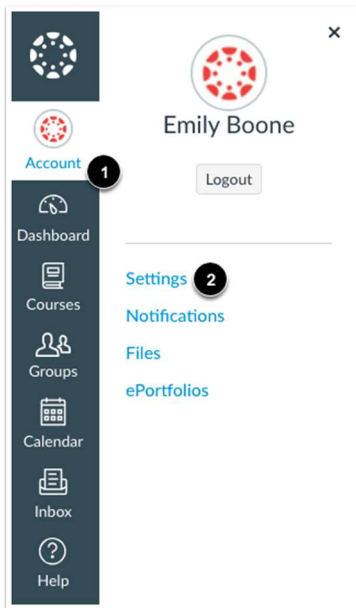


Canvas Parent Account Creation

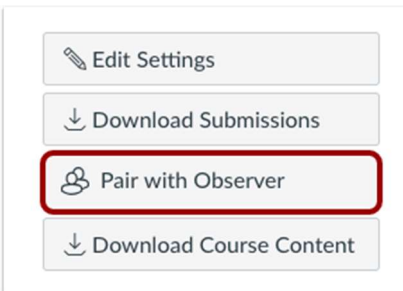
After the student login...

Open Settings



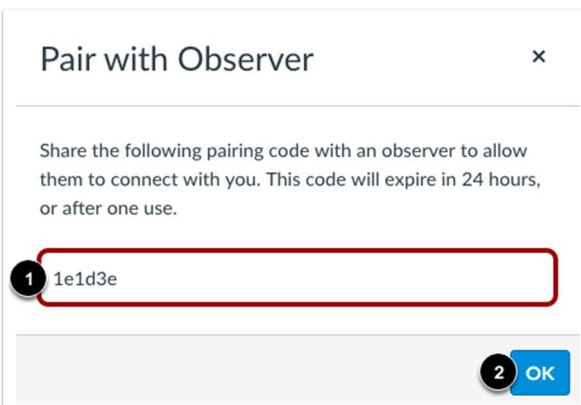
In Global Navigation, click the **Account** link [1], then click the **Settings** link [2].

Pair with Observer



Click the **Pair with Observer** button.

Copy Pairing Code



Copy the six-digit alphanumeric pairing code [1]. You will need to use the code with the observer/parent who will link to the student account. The pairing code will expire after 24 hours or its first use.

To close the window, click the **OK** button [2].

Create the Parent Account

<https://btcs.instructure.com/login/canvas>